

JCPT0607DCS

Self-Propelled Scissor Lifts (Electric Motor Drive)



JCPT0607DCS



S.W.L	240kg
S.W.L On Extension	100kg
Max.Occupants	2



A Max.Working Height(CE/ANSI)	5.60m/5.90m
B Max.Platform Floor Height(CE/ANSI)	3.60m/3.90m



C Overall Length(With Ladder)	1.44m
Overall Length(Without Ladder)	1.29m
D Overall Width	0.76m
E Overall Height(Rails Up)	2.02m
Overall Height(Rails Down)	1.66m
Platform Size(Length/Width F)	1.29×0.70m
G Platform Extension Size	0.60m
Ground Clearance(Stowed)	0.06m
Ground Clearance(Raised)	0.015m
Wheelbase	1.05m
Turning Radius(Inside/Outside)	0.40m/1.55m



Drive Motor	24V/0.4kW
Lifting Motor	24V/1.2kW



Travel Speed(Stowed)	4.0km/h
Travel Speed(Raised)	0.5km/h
Up/Down Speed	32/27sec



Gradeability	25%
Max.Working Slope(CE)	1.5°/3°
Max.Working Slope(ANSI)	2°/3°



Batteries	2×12V/85Ah
Integrated Charger	24V/10A



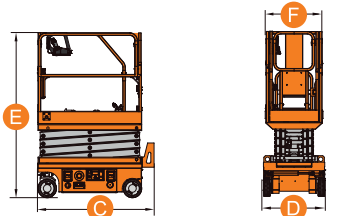
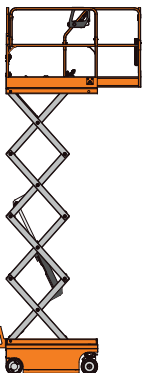
Tyres	Φ230×80mm
-------	-----------



Weight(CE)	880kg
Weight(ANSI)	880kg



Standard Equipment



Compact Turning Radius



Pothole Device




Touch Display Screen




Gradeability



Extended Platform



Folding Guardrails



Slide Out Tray



Safety Bracket