

Specifications

Models	Z-45 XC	
Measurements	US	Metric
Working height maximum*	51 ft 6 in	15.86 m
Platform height maximum	45 ft 6 in	13.86 m
Horizontal reach maximum	24 ft 9 in	7.55 m
Up and over clearance maximum	24 ft 5 in	7.44 m
A Platform length	2 ft 6 in	0.76 m
B Platform width	6 ft	1.83 m
C Height - stowed	7 ft 4 in	2.25 m
D Length - stowed	21 ft 10 in	6.65 m
E Width	7 ft 6 in	2.29 m
A Wheelbase	6 ft 8 in	2.03 m
A Ground clearance - center	14.8 in	0.37 m

Productivity

Maximum lift capacity - unrestricted	660 lb	300 kg
- restricted	1,000 lb	454 kg
Platform rotation	160°	
Vertical Jib rotation	133°	
Turntable rotation	355° non-continuous	
Turntable tailswing	zero	
Drive speed - stowed	4.5 mph	7.24 km/h
Drive speed - raised **	0.61 mph	0.98 km/h
Gradeability - 4WD - stowed***	45%	
Turning radius - inside	5 ft 6 in	1.68 m
Turning radius - outside	14 ft 9 in	4.50 m
Controls	12 V DC proportional	
Tires	315/55 D20	

Power

Power source	49 hp (36.5 kW) Deutz D2.9L4 diesel T4f
	60 hp (44.7 kW) Ford MSG425 Gas/LPG Dual Fuel
	48 hp (35.8 kW) Perkins 404F-E22T diesel T4f
Auxiliary power unit	12 V DC
Hydraulic tank capacity	22 gal / 83 L
Fuel tank capacity	17 gal / 64.4 L

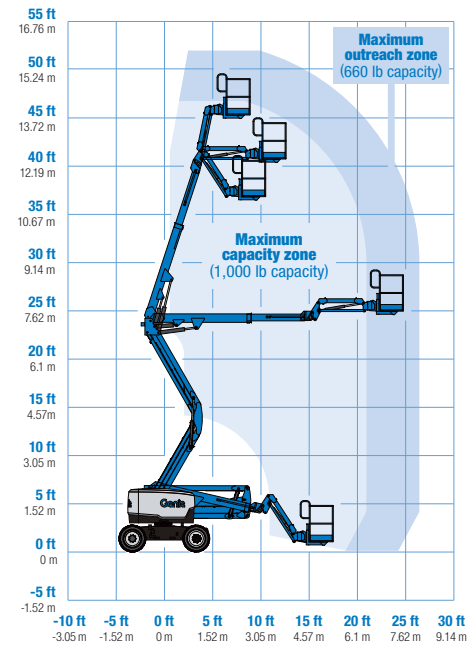
Weight****

4WD	16,360 lbs	7,421 kg
-----	------------	----------

Standards Compliance

ANSI A92.2, CSA B354.6

Range Of Motion Z-45 XC

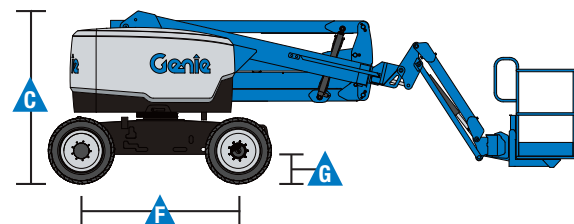
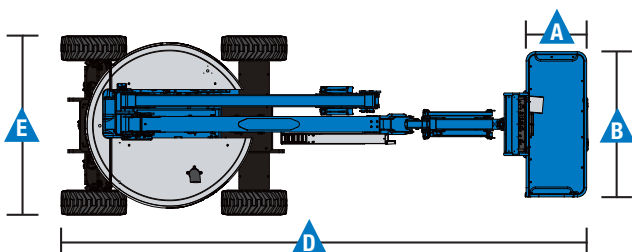


* The metric equivalent of working height adds 2 m to platform height. U.S. adds 6 ft to platform height.

** In lift mode (platform raised), the machine is designed to operate on firm, level surfaces only.

*** Gradeability applies to driving on slopes. See operator's manual for details regarding slope ratings.

**** Weight will vary depending on options and/or country standards.



Features

Standard Features

Measurements

Z-45 XC

- 51 ft 6 in (15.86 m) working height
- 24 ft 9 in (7.55 m) horizontal reach
- 24 ft 5 in (7.44 m) up and over clearance
- 660 lbs (300 kg) unrestricted and 1,000 lbs (454 kg) restricted lift capacity

Productivity

- 5 ft (1.52 m) jib boom
- 4WD
- Active oscillation
- Self-leveling platform
- 160° Hydraulic platform rotation
- Proportional joystick controls
- Drive enable
- AC power cord to platform
- Horn
- Hour meter
- Tilt alarm
- Descent alarm
- Flashing beacons and travel alarm
- 355° non-continuous turntable rotation
- Positive traction drive
- Two speed wheel motors
- Telematics ready connector
- Platform entry toeboard
- Lift Guard™ Contact Alarm
- Dual parallelogram for vertical wall tracking
- Load Sense

Power

- 12 V DC auxiliary power
- Swing out engine tray
- Intake air heater (Deutz engine only)

Easily Configured To Meet Your Needs

Platform Options

- Steel 6 ft (1.83 m) dual entry with side swing gate (standard)

Engine Options

- 49 hp (36.5 kW) Deutz T4f diesel (standard)
- 60 hp (44.7 kW) Ford MSG425 Gas/LP Dual Fuel
- 48 hp (35.8 kW) Perkins 404F-E22T T4f diesel

Tire Options

- Rough terrain foam-filled (standard)
- Rough terrain non-marking (foam-filled)



Options & Accessories

Productivity

- Lift Power™
 - 3 kW AC Generator
 - 12 kW 240 V / 60 Hz Welder Ready package
 - 12 kW Welder Equipped, Select Lincoln or Miller (12 kW options include a fire extinguisher and fireproof sleeves)
- Half mesh platform inserts
- Full mesh platform inserts
- Platform top auxiliary rail
- Air line to platform
- Thumb rocker steer
- Specialty hydraulic oil (Cold weather, fire resistant or biodegradable)
- Aircraft protection package*
- Hostile environment kit
- Alarm package (Beacon and travel)
- Panel cradle package
- Light package
- Lockable platform control box cover
- Tow package
- Operator Protective Structure**
- Fall Arrest Bar
- Florescent tube caddy**
- Pipe cradle (pair)**

Power

- Engine gauge package (Ford engine only)
- Cold Weather Packages
- Diesel catalytic scrubber muffler (T4i engines only)
- LPG tank 33.5 lb (15.19 kg) capacity

* Reduces platform capacity to 600 lb (max outreach zone) and 940 lb (max capacity zone)

** Available through aftermarket parts only

Genie United States

6464 185th Ave. NE
Redmond, WA 98052
Telephone +1 (425) 881-1800
Toll Free in USA/Canada +1 (800)-536-1800
Fax +1 (425) 883-3475

Distributed By: